

# Singer 68-28

Form 8433  
September, 1917

# PRICE LIST

OF

# PARTS



**MACHINE NO. 68-28**

---

**THE SINGER MANUFACTURING COMPANY**

COPYRIGHT  
U. S. A.,  
1914, 1916 and 1918  
BY  
THE SINGER MANUFACTURING CO.  
ALL RIGHTS RESERVED FOR ALL COUNTRIES.

## INSTRUCTIONS FOR ORDERING

In ordering from this list, use **ONLY** the part NUMBER in the **FIRST** column.

The number stamped on a Sewing Machine part is in every case the number of the single part only.

Every combination of parts sent out as such has its specific number, which, although not stamped on the parts, must be used when ordering the combination.

Each number always indicates the **SAME PART** in whatever list it appears, or for whatever machine.

The letters after some of the numbers indicate the style of finish only, as follows:

- A. Hardened, Polished and Plated.
- B. Polished and Plated.
- C. Hardened only.
- D. Polished only.
- E. Soft, not Polished.
- F. Hardened and Polished.
- G.
- H. Blued.
- J. Plated only.
- K. Hardened and Plated.
- L. Brass or Gilt.
- M. Oxidized.
- P. Japanned.

These letters **MUST BE USED** when they appear in the list, and **AFTER** the number as in the list.

In this series

1 to 1500 and 50001 to 51500 are Screw Numbers.

1501 to 1800 are Nut Numbers.

1801 to 2000 are Roller Numbers.

2001 to 50000 and 52001 and upward are numbers of Machine Parts.


The figures in the second column refer only to the plates, illustrating the parts, and are **NOT TO BE USED** in ordering.

Parts marked with an asterisk (\*) are furnished only when repairs are made at factory.

## INDEX

---

	PAGE
ATTACHMENTS AND ACCESSORIES.....	21
BOBBIN WINDER.....	22
IRON WORK.....	23
MACHINE No. 68-28.....	9
NUMERICAL LIST OF PARTS.....	27
OBSOLETE PARTS.....	26
TAPE HOLDER.....	21
THREAD UNWINDER.....	25



E 1042

MACHINE No. 68-28, IRON WORK 41067, WOOD WORK 79605 AND 79606, AND 1/2 H.P. D. C. MOTOR.

From the library of: Diamond Needle Corp

## LIST OF PARTS COMPLETE

FOR

## MACHINE NO. 68-28

For Stitching Laundry Tags to Shirts, Underwear, etc., also  
for Stitching Reinforcements for the Button and But-  
tonhole on Knit Underwear. Makes an Oblong Tack  
1 Inch x  $\frac{1}{8}$  inch, Containing 42 Stitches Includ-  
ing Tying Stitches. Has Device Operated  
by Foot Treadle, for Feeding, Cutting  
and Clamping the Tape Before  
Stitching.

Formerly 68sv13 Machine.

NO.	PLATE	NAME	EACH
39410	3786	Arch Clamp Check .....	\$3 00
39411	3786	" " " Lifting Stud .....	10
191c	3786	" " " Screw .....	03
39412	3786	" " " Shank with 39411 .....	2 70
39413	3786	" " " Shield .....	75
1053D	3786	" " " Screw .....	02
39414	3789	" " " Spring .....	25
1229c	3798	" " " Adjusting Screw .....	04
1547D	3798	Arch Clamp Check Spring Adjusting Screw Lock Nut .....	03
39415	3789	Arch Clamp Foot .....	7 00
39416	3786	" " " Lifter .....	1 00
190D	3786	" " " Screw .....	03
39411	3786	" " " Lifting Stud .....	10
39478	3786	" " " Plate with 1607E and 2000 .....	1 25
185H	3786	Arch Clamp Foot Plate Screw .....	02
191c	3786	" " " Screw .....	03
39418	3787	" " " Shank with 39411 .....	2 70
39419	3789	" " " Spring .....	10
1229c	3798	" " " Adjusting Screw .....	04
1547D	3798	Arch Clamp Foot Spring Adjusting Screw Lock Nut .....	03
39420	3789	Arch Clamp Frame .....	4 75
181D	3798	" " " Screw .....	04

## PARTS FOR MACHINE NO. 68-28

NO.	PLATE	NAME	EACH
39482	—	Arch Clamp complete, Nos. 23c, 168D, 658D, 39410, 39412 to 39415, 39418 to 39420, 39431, 39433, 39438, 39439, 39441 to 39443, 39446 to 39451, 39478 to 39481, two each 181D, 191c, 1186c, 1229c, 1547D, 1651D, 17803, three each 206F, 1302D, 1472D, five 613D, six 185H and eight 1053D...\$45 00	
*39422	—	Arm .....	10 00
2002	3777	" Dowel Pin .....	02
4448	3777	" Oil Tube, for intermediate bear- ing .....	06
880E	3724	Arm Screw .....	06
17702	7202	" Shaft .....	1 50
17703	3788	" " Bushing (back) .....	25
50333c	3788	" " " Adjusting Screw .....	04
1520E	3724	Arm Shaft Bushing (back) Adjust- ing Screw Nut .....	03
*4449	—	Arm Shaft Bushing (front) .....	20
*39423	—	Bed .....	10 00
18498	7202	Belt Cover .....	30
39290	3774	" " Bracket with 184E and 17741 .....	75
184E	3778	Belt Cover Bracket Screw Stud .....	02
17741	3788	" " " Stud .....	10
217D	3778	" " Screw .....	03
39222	3774	" Shifter .....	25
39223	3776	" " Clamp .....	25
1255D	3776	" " " Screw .....	04
4292	3790	Crank Connecting Rod with 4349 and two 158E .....	70
*4349	—	Crank Connecting Rod Cap .....	15
158E	3724	" " " " Screw ..	03
375c	3724	" " " " Hinge Screw	12
1518E	3718	" " " " " "	
		Nut .....	04
17724	3790	Face Plate .....	50
17725	—	Face Plate complete, Nos. 448c, 600c, 1560c, 2103, 2105, 2107, 2124, 2127, 17724 and two each 233D and 2102	1 00
164D	3724	Face Plate Screw .....	04
2107	3777	" " Thread Guard .....	02
233D	3777	" " " " Screw .....	02
17726	3714	Feed Across Connection Adjusting Stud .....	50

## PARTS FOR MACHINE NO. 68-28

NO.	PLATE	NAME	EACH
1649c	3714	Feed Across Connection Adjusting Stud Nut (left) .....	\$ 03
1650c	3714	Feed Across Connection Adjusting Stud Nut (right) .....	03
17727	3714	Feed Across Knuckle Joint .....	1 00
17728	3714	" " " " Connection ..	1 00
1184E	3714	" " " " " "	
		Hinge Screw .....	07
17729	3790	Feed Across Lever with 1185c and 1952 .....	1 35
17730	3714	Feed Across Lever Ball Stud .....	30
1185c	3714	" " " " " Set Screw	03
39309	3790	" " " Bracket with 39310 and three 160D .....	5 00
*39310	—	Feed Across Lever Bracket Cap .....	50
160D	3714	" " " " " Screw	04
8589	3777	" " " " Dowel Pin	02
1177D	3798	" " " " Screw .....	04
17737	3714	" " " Hinge Stud .....	25
160D	3714	" " " " " Clamp- ing Screw .....	04
1952	3714	Feed Across Lever Roller and Stud	25
17733	3714	" " " Socket Bearing	50
17734	3714	" " " " " "	
		Block (two pieces) .....	75
145F	3778	Feed Across Lever Socket Bearing Block Set Screw .....	04
1528D	3778	Feed Across Lever Socket Bearing Block Set Screw Nut .....	03
39424	3788	Feed Across Plate with 17741 and 39427 .....	60
1186c	3788	Feed Across Plate Screw .....	04
1651D	3788	" " " " Nut .....	03
39425	3792	" " " Spring .....	20
39426	3788	" " " " Adjusting Bracket .....	10
181D	3798	Feed Across Plate Spring Adjusting Bracket Screw .....	04
1176D	3788	Feed Across Plate Spring Screw ..	04
39427	3788	" " " " Stud .....	10
39428	3792	" " Regulator .....	2 00
1187E	3793	" " " Adjusting Stud	22
1676c	3778	" " " " " "	
		Nut .....	05
17738	3793	Feed Across Regulator Adjusting Stud Nut Washer .....	05

NO.	PLATE	NAME	EACH
17739	3793	Feed Across Regulator Adjusting Stud Sleeve .....	\$ 25
1188D	3724	Feed Across Regulator Hinge Screw	25
39429	3793	" " " Link .....	40
1189E	3793	" " " " Screw Stud	10
17741	3788	" " " " Stud .....	10
39430	3791	" Cam with 17874 and two each 190D and 1192C .....	13 35
18415	3772	Feed Cam Driving Worm with 1441C and 1442C .....	2 70
1442C	3778	Feed Cam Driving Worm Position Screw .....	04
1441C	3778	Feed Cam Driving Worm Set Screw..	04
17797	3790	" " " " Wheel with 453C .....	2 70
3012	3777	Feed Cam Driving Worm Wheel Pin	01
453C	3798	" " " " " Set Screw .....	02
18384	3777	Feed Cam Pin .....	02
1192C	3724	" " Set Screw .....	05
18416	3772	" " Shaft .....	1 80
18417	3772	" " Bracket .....	5 00
1177D	3798	" " " " Screw (back)..	04
1193D	3724	" " " " " (front)..	08
1653C	3724	" " " " Nut .....	10
39431	3793	" Plate .....	40
39432	3792	" " Carrier Bar .....	1 00
39433	—	" " " " 39432 with 934D, 1195E, 17743, 17802, 17804, 18368, two 7476 and four 17806 .....	2 25
17802	3793	Feed Plate Carrier Bar Block .....	35
17803	3793	" " " " " Cover	15
17804	3793	" " " " " Rivet	05
7476	3793	" " " " " Steady Pin .....	01
17805	3714	Feed Plate Carrier Bar Pivot Block	40
1194D	3714	" " " " " " " Screw .....	10
18368	3714	Feed Plate Carrier Bar Plate .....	10
934D	3714	" " " " " " Screw..	02
1654C	3793	" " Nut .....	04
17806	3793	" " Position Stud .....	05
1195E	3793	" " Screw Stud .....	02
39312	3792	" Regulator with 1953 .....	2 00
17744	3793	" " Hinge Stud .....	30
17743	3793	" " Post .....	50

NO.	PLATE	NAME	EACH
1953	3793	Feed Regulator Roller and Screw Stud with 1655C and 14017 .....	\$ 45
1655C	3793	Feed Regulator Roller and Screw Stud Nut .....	04
14017	3793	Feed Regulator Roller and Screw Stud Nut Washer .....	05
1190C	3793	Feed Regulator Stop Screw .....	02
39313	3794	" " Swivel .....	80
1191D	3794	" " Thumb Screw .....	08
17807	3794	Knife (needle thread) .....	55
17808	3794	" (shuttle thread) .....	55
39299	3774	" Bar with 704C, 17914, 39300 and two 17814 .....	1 40
17810	3794	Knife Bar Cap (back) .....	25
690D	3794	" " " " Screw .....	05
17811	3794	" " " (front) .....	50
160D	3714	" " " " Screw .....	04
39262	3776	" " " (intermediate) .....	1 50
39263	—	" " " " 39262 with 1328E, 1517E, 39264 and 39265 ....	2 00
690D	3794	Knife Bar Cap (intermediate) Screw	05
39264	3776	" " " " Stop Pin	20
1328E	2776	" " " " " " " Screw Bushing .....	08
1517E	3776	Knife Bar Cap (intermediate) Stop Pin Screw Bushing Nut .....	04
39265	3776	Knife Bar Cap (intermediate) Stop Pin Spring .....	02
17914	3794	Knife Bar Connection with 17917 .....	75
17814	3794	" " " Rivet .....	01
17915	3794	" " " Slide Block .....	25
17917	—	" " " " " 17915 with 17916 .....	40
17916	3794	Knife Bar Connection Slide Block Stud .....	15
39297	3794	Knife Bar Driving Lever with 190D, 1420E, 17919 and 39298 .....	1 50
1382F	3778	Knife Bar Driving Lever Hinge Screw	10
1681C	3778	" " " " " " " Nut .....	05
39298	3794	Knife Bar Driving Lever Lock Stud	25
17919	3794	" " " " " " " Spring .....	05
190D	3786	Knife Bar Driving Lever Lock Stud Spring Screw .....	03



NO.	PLATE	NAME	EACH
1420E	3794	Knife Bar Driving Lever Lock Stud Stop Screw .....	\$ 03
17820	3795	Knife Bar Extension .....	10
17750	—	“ “ “ 17820 with 17821 and two 17822 .....	2 10
190D	3786	Knife Bar Extension Screw .....	03
7071	3777	“ “ “ “ Washer ..	01
17821	3795	“ “ Rack .....	2 00
17822	3795	“ “ “ Rivet .....	01
39300	3776	“ “ Stop Block .....	25
2049	3702	“ “ “ “ Dowel Pin .....	01
704C	3776	“ “ “ “ Screw .....	04
39235	3772	“ Cam Lever Body .....	1 25
39329	3772	Knife Cam Lever complete, Nos. 1255D, 19793, 39235, 39330 and 39331 .....	1 80
39332	3774	Knife Cam Lever Bracket with 1177D	1 50
8589	3777	“ “ “ “ Dowel Pin ..	03
1177D	3798	“ “ “ “ Screw .....	04
50029C	3776	“ “ “ “ Hinge Screw .....	20
18471	3776	“ “ “ “ “ Bushing ..	40
*18472	—	“ “ “ “ “ “ 18471 with 50029C .....	60
1177D	3798	Knife Cam Lever Hinge Screw Bush- ing Clamping Screw .....	04
1980	3776	Knife Cam Lever Roller and Screw Stud with 1654C .....	35
1654C	3793	Knife Cam Lever Roller and Screw Stud Nut .....	04
39330	3776	Knife Cam Lever Slide with 1980 ..	50
1255D	3776	“ “ “ “ Screw .....	04
39331	3776	“ “ “ “ “ Washer ..	15
19793	3777	“ “ “ “ “ Steady Pin ..	01
39269	3795	“ Holder with 1336C, 17826, 17830 and two 7298 .....	1 50
17826	3795	Knife Holder Pinion .....	75
7298	3795	“ “ “ Dowel Pin .. per 100	10
17827	3795	“ “ “ Stud .....	15
39270	3795	“ “ “ “ “ Bracket with 17827 .....	75
50018F	3778	Knife Holder Pinion Stud Bracket Screw .....	05
1698E	3778	Knife Holder Pinion Stud Bracket Screw Nut .....	03
1198C	3798	Knife Screw .....	04
17829	3795	“ Thread Holder .....	30

NO.	PLATE	NAME	EACH
17830	3795	Knife Thread Holder Position Pin ..	\$ 01
39291	3795	“ “ Retainer with 39277 and two 39278 .....	50
39277	3795	Knife Thread Retainer Finger .....	15
39278	3795	“ “ “ “ Rivet ..... per 100	10
1336C	3795	Knife Thread Retainer Screw Stud ..	04
17831	3792	Needle Bar with 237r .....	50
39203	3718	“ “ Connecting Link .....	40
377C	3718	“ “ “ “ Hinge Screw .....	12
1518E	3718	Needle Bar Connecting Link Hinge Screw Nut .....	04
21629	3718	Needle Bar Connecting Stud with 155C	30
155C	3718	“ “ “ “ Set Screw ..	03
39350	3772	“ “ Thread Nipper Driving Lever (adjustable) with 39351 and two 335D .....	1 25
39351	3776	Needle Bar Thread Nipper Driving Lever Extension .....	25
335D	3776	Needle Bar Thread Nipper Driving Lever Extension Screw .....	02
1196C	3721	Needle Bar Thread Nipper Driving Lever Hinge Screw .....	12
39352	3772	Needle Bar Thread Nipper Driving Lever Spring .....	05
17834	3718	Needle Bar Thread Nipper Lever with 17835 .....	1 00
17835	3718	Needle Bar Thread Nipper Lever Bushings .....	10
1200D	3718	Needle Bar Thread Nipper Lever Hinge Screw .....	05
39276	3776	Needle Bar Thread Nipper Lever Spring .....	05
1329D	3776	Needle Bar Thread Nipper Lever Spring Screw .....	02
17837	3792	Needle Bar Thread Nipper Rod .....	20
17838	3718	“ “ “ “ “ Ad- justing Stud .....	30
1651E	3788	Needle Bar Thread Nipper Rod Ad- justing Stud Lock Nut .....	03
17839	3718	Needle Bar Thread Nipper Rod Arm with 196F .....	30
196F	3718	Needle Bar Thread Nipper Rod Arm Set Screw .....	02

NO.	PLATE	NAME	EACH
17840	3796	Needle Bar Thread Nipper Rod Support .....	\$ 35
190D	3786	Needle Bar Thread Nipper Rod Support Screw .....	03
237F	3724	Needle Set Screw .....	02
4304	3790	Oscillating Rock Shaft with 4784 ....	1 00
3052	3790	" " " Hinge Pin	50
1513J	3724	" " " " " "	
		Nut .....	05
635c	3724	Oscillating Rock Shaft Hinge Pin Screw Bearing .....	08
1513J	3724	Oscillating Rock Shaft Hinge Pin Screw Bearing Nut .....	05
4784	3702	Oscillating Rock Shaft Oil Pad (felt)	01
3053	3792	" Shaft .....	40
*15160	—	" Crank for 15161 .....	25
15425	—	" " " 15162 .....	25
*15161	—	Oscillating Shaft Crank complete, Nos. 460c, 1519E, 15160 and 15171	80
15162	3702	Oscillating Shaft Crank complete, Nos. 1519E, 15171, 15425 and two 462c .....	80
2049	3702	Oscillating Shaft Crank Pin .....	01
462c	3702	" " " Set Screw for 15162 .....	02
460c	3778	Oscillating Shaft Crank Set Screw for 15161 .....	02
15170	3702	Oscillating Shaft Crank Slide Block .....	*35
229D	3702	" " " " " "	
		Cap Screw .....	02
12424	3702	Oscillating Shaft Crank Slide Block Cap Screw Washer .....	02
1035c	3702	Oscillating Shaft Crank Slide Block Screw Stud .....	15
1519E	3702	Oscillating Shaft Crank Slide Block Screw Stud Nut .....	03
15171	3702	Oscillating Shaft Crank Slide Block complete, Nos. 229D, 1035c, 12424 and 15170 .....	50
39434	3792	Presser Bar .....	30
17841	3718	" " Collar with two 196F ..	20
196F	3718	" " " Set Screw .....	02
17842	3718	" " Guide Bracket with 453c	25
453c	3798	" " " Set Screw	02
39435	7202	" " Lifting Lever with 442c	1 00
39436	3792	" " " Bracket	75

NO.	PLATE	NAME	EACH
1186E	3788	Presser Bar Lifting Lever Bracket Screw .....	\$ 04
39437	3796	Presser Bar Lifting Lever Hinge Pin	10
442c	3798	" " " " " "	
		Set Screw .....	03
8414	3796	Presser Bar Spring .....	05
17941	3774	Pulley (loose) 2 3/4 in. diam. ....	1 00
17848	3796	" " Bushing .....	40
2269	3777	" " " Position Pin ....	01
1202D	3724	" " Cap Screw .....	15
17942	3774	" (tight) 2 3/4 in. diam., with 2269	1 50
2022	3777	" " Pin .....	01
17955	—	Pulleys complete, Nos. 1202D, 1206c, 17848, 17854, 17941 and 17942 ..	4 50
2073	3702	Shuttle Bobbin .....	05
2211	3702	" " Retaining Spring ...	03
2212	3702	" " " Rivet .....	per 100
*39295	—	Shuttle Body with 398E, 2082, 2084, 2211 and two 2212 .....	55
*2075	—	Shuttle Cover .....	35
2076	3702	" " Hinge Pin .....	01
2078	3702	" Delivery Eye Thread Guard....	03
2080	3702	" " " " Rivet	01
2082	3702	" Main Spring .....	10
398E	3702	" " " Screw .....	02
2084	3702	" " " Steady Pin .....	01
466H	3702	" Tension Regulating Screw ..	04
2086	3702	" " Spring .....	03
2090	3702	" " " Plate .....	05
112D	3702	" " " Screw .....	02
39296	3702	Shuttle complete, Nos. 112D, 466H, 2073, 2075, 2076, 2078, 2080, 2086, 2090 and 39295 .....	1 00
39487	3702	Shuttle Driver with two 457c .....	2 00
2049	3702	" " Pin .....	01
457c	3702	" " Set Screw .....	02
17746	3719	" Race Back with 17747 .....	20
190c	3786	" " " Screw .....	03
17747	3719	" " " Thread Guard Pin	01
17851	—	" " Body .....	45
17852	3719	Shuttle Race complete, Nos. 17746, 17851 and two 190c .....	75
158D	3724	Shuttle Race Screw .....	03
17853	3796	Starting Lever .....	40
1262c	3778	" " Hinge Screw .....	15

18 PARTS FOR MACHINE NO. 68-28

NO.	PLATE	NAME	EACH
1662c	3778	Starting Lever Hinge Screw Nut ...	\$ 03
17886	7200	" " Pitman .....	10
17854	3721	Stop Cam .....	1 35
17855	3721	" " Interlocking Rod .....	70
39345	3772	" " " " Case with 18443 and two 193F .....	4 00
39346	3772	Stop Cam Interlocking Rod Case Bracket .....	5 35
39347	—	Stop Cam Interlocking Rod Case Bracket complete, Nos. 1182E, 1196c, 1204E, 1254c, 1262c, 1318D, 1508E, 1662c, 17853, 17855, 17859, 17861 to 17864, 17872, 17873, 39222, 39223, 39343 to 39346 and two each 898D, 1186F and 1255D. ....	14 25
16532	3777	Stop Cam Interlocking Rod Case Bracket Dowel Pin .....	02
1343E	3778	Stop Cam Interlocking Rod Case Bracket Screw .....	06
1204E	3721	Stop Cam Interlocking Rod Case Hinge Screw .....	10
17859	3796	Stop Cam Interlocking Rod Case Socket Joint .....	50
898D	3721	Stop Cam Interlocking Rod Case Socket Joint Cap Screw .....	04
39343	3774	Stop Cam Interlocking Rod Case Spring (flat) .....	25
430c	3776	Stop Cam Interlocking Rod Case Spring Adjusting Screw .....	04
1520E	3724	Stop Cam Interlocking Rod Case Spring Adjusting Screw Nut ....	03
39344	3776	Stop Cam Interlocking Rod Case Spring Bracket with 430c and 1520E .....	25
1186F	3788	Stop Cam Interlocking Rod Case Spring Bracket Screw .....	04
17861	3721	Stop Cam Interlocking Rod Case Stop Stud .....	20
1254c	3778	Stop Cam Interlocking Rod Case Stop Stud Screw Bushing .....	20
1508E	3778	Stop Cam Interlocking Rod Case Stop Stud Screw Bushing Lock Nut .....	06
17862	3721	Stop Cam Interlocking Rod Case Stop Stud Spring .....	05

PARTS FOR MACHINE NO. 68-28 19

NO.	PLATE	NAME	EACH
18443	3796	Stop Cam Interlocking Rod Case Wearing Block .....	\$ 75
193F	3796	Stop Cam Interlocking Rod Case Wearing Block Screw .....	03
17863	3721	Stop Cam Interlocking Rod Spring ..	05
17864	3721	" " " " Stop ....	15
1318D	3798	" " " " " Screw .....	04
3012	3777	" " Pin .....	01
1206c	3721	" " Screw .....	10
39438	3787	Tape Cutting Blade .....	30
1053D	3786	" " " Screw .....	02
39439	3787	" Feeding Foot with 1823 .....	2 00
658D	3787	" " " Head .....	05
39479	3787	" " " Holder .....	1 75
23c	3787	" " " Hinge Screw .....	15
2000	3786	" " " Roller and Screw Stud .....	20
1607E	3786	Tape Feeding Foot Holder Roller and Screw Stud Nut .....	03
39441	3787	Tape Feeding Foot Latch .....	50
39442	3787	" " " Disengaging Wedge .....	50
613D	3787	Tape Feeding Foot Latch Disengaging Wedge Screw .....	02
108D	3787	Tape Feeding Foot Latch Hinge Screw .....	04
39443	3787	Tape Feeding Foot Latch Spring ....	02
1823	3787	" " " Roller and Stud ..	18
39480	3787	" " " Plate (back)	75
206F	3787	" " " " " " " Screw .....	02
39481	3787	Tape Feeding Foot Roller Plate (front) .....	75
206F	3787	Tape Feeding Foot Roller Plate (front) Screw .....	02
39446	3787	Tape Feeding Foot Spring .....	02
39447	3789	" Guide and Cutter .....	5 00
39448	3788	" " " " Spring .....	04
39449	3788	" " " " Bracket for 39415 .....	50
39450	3788	Tape Guide and Cutter Spring Bracket for 39447 .....	50
613D	3787	Tape Guide and Cutter Spring Bracket Screw .....	02
39451	3788	Tape Guide Cap .....	5 00
1472D	3788	" " " Screw (back) .....	02

From the library of: Diamond Needle Corp

NO.	PLATE	NAME	EACH
1302D	3788	Tape Guide Cap Screw (front) .....	\$ 02
2102	3777	Tension Disc .....	05
1560c	3777	" Regulating Thumb Nut .....	04
600c	3777	" Screw Stud .....	10
448c	3778	" " " Set Screw .....	03
2103	3777	" Spring .....	03
2105	3777	" Thread Guard .....	03
39204	3790	Thread Take-up Cam with 446c ....	1 25
3012	3777	" " " Pin .....	01
446c	3724	" " " Set Screw ....	03
3072	3792	" " Lever with 1819 ...	60
76c	3724	" " " Hinge Screw	06
1819	3724	" " " Roller and Stud .....	20
2124	3777	Thread Take-up Spring .....	03
2127	3777	" " " Regulator Plate	03
233D	3777	" " " " " " " Adjusting Screw .....	02
39452	3796	Thread Wiper Body .....	50
1207D	3796	" " " Hinge Screw ....	04
39453	3796	" " " Finger .....	50
330D	3796	" " " Screw ....	02
39454	3796	" " " Support .....	50
641c	3778	" " " " Set Screw	03
39455	3796	" " " Wire .....	10
39456	3796	" " " Clamp .....	10
1302D	3788	" " " " " Screw	02
39457	3797	Throat Plate with 17749, 39213 and two each 233D, 1208D and 39458 ..	3 25
17749	3797	Throat Plate Extension .....	20
233D	3777	" " " Screw .....	02
39213	3797	" " Needle Hole Bushing	40
1208D	3797	" " " " " " " Screw .....	02
39458	3797	Throat Plate Oil Pad .....	per 100 25
691F	3724	" " " Screw .....	04
17872	3721	Trip Lever .....	80
1196c	3721	" " Hinge Screw .....	12
17873	3721	" " Spring .....	05
1182E	3798	" " " Screw .....	02
17874	7201	Tripping Point .....	25
190D	3786	" " " Screw .....	03

## TAPE HOLDER

(6 IN. DISC)

NO.	PLATE	NAME	EACH
26910	3799	Bracket Wire .....	\$ 20
28806	—	Bracket Wire complete, Nos. 26910, 26914 and 26918 .....	60
26914	3799	Disc .....	15
26069	—	" Hub .....	25
26070	—	" " Rivet .....	per 100 10
26916	3799	Disc complete, Nos. 26069, 26914 and three 26070 .....	40
26918	3799	Tape Guide .....	10
26073	7201	Tension Adjusting Collar with 286D ..	15
286D	3798	" " " Thumb Screw	10
13211	7201	" " Spring .....	02
28807	3799	Tape Holder complete, Nos. 13211, 26073, 26916 and 28806 .....	1 15
196F	3718	Tape Holder Set Screw .....	02

## ATTACHMENTS AND ACCESSORIES

NO.	PLATE	NAME	EACH
36565	3727	Oiler (copper plated) with 36566 ....	\$ 15
36566	3727	" Spout, 9 in. long .....	08
11831	7200	Screw Driver (large) .....	20
26026	3727	" " (medium) .....	10
26485	3727	" " (small) .....	05
17875	7202	Table Bracket Machine Holder with 2809, 7263, 39484 and two wood screws 1½ in. No. 10 .....	1 00
7263	3718	Table Bracket Machine Holder Connection .....	08
2809	3718	Table Bracket Machine Holder Connection Hinge Pin .....	01
453C	3798	Table Bracket Machine Holder Connection Set Screw .....	02
39484	3718	Table Bracket Machine Holder Cushion (leather) .....	01
35143	7200	Tweezers, 4 in. .....	10
4822	3727	Wrench for 1528, 1547 and 1698 ....	05

From the library of: Diamond Needle Corp

NO.	PLATE	NAME	EACH
10875	3727	Wrench for 1517, 1518, 1519, 1520, 1649, 1650 and 1662 .....	\$ 10
17905	3727	Wrench for 1654, 1655, 1676 and 1681	15
22003	3727	" " 1651 .....	05
27662	3727	" " 1254 and 1508 .....	15

## BOBBIN WINDER

(SWINGING AUTOMATIC, LEFT HAND)

NO.	PLATE	NAME	EACH
41598	3780	Base with 27916 and two 28084 .....	\$ 50
1186c	3781	" Screw .....	04
27916	3781	Brake (leather) .....	02
28084	3781	" Rivet .....	01
27321	3781	Frame .....	15
32D	3724	" Hinge Screw .....	10
41825	3781	" Spring .....	03
41600	3780	Pulley with 155c .....	50
155c	3718	" Set Screw .....	03
27305	3781	Spindle .....	20
27326	3781	Stop Latch .....	08
35D	3724	" Hinge Screw .....	07
41711	3780	Tension Bracket .....	50
41712	3780	Tension Bracket complete, Nos. 2455, 8422, 9780, 15367, 41711 and 41910 .....	60
9780	3781	Tension Bracket Position Stud .....	01
213D	3781	" Screw .....	03
2455	3781	" Disc .....	02
15367	3781	" Spring .....	03
41910	3781	" Stud .....	03
8422	3781	" Thread Guide .....	01
41713	3780	Bobbin Winder, Nos. 32D, 35D, 27305, 27321, 27326, 41598, 41600 and 41825 .....	1 65
41714	—	Bobbin Winder complete, Nos. 213D, 41712, 41713 and two 1186c .....	2 35

## IRON WORK

FOR 79605 AND 79606

NO.	PLATE	NAME	EACH
25493	—	Belt, size 1/2 in., length 82 1/2 in., with 25127 .....	\$ 25
25127	7201	Belt Hook .....	01
41055	—	Lifting Lever Chain, length 62 1/2 in., with 39575 .....	35
27684	7201	Lifting Lever Chain Connecting Link	05
41056	7201	" " " " " " "	20
187F	7201	Stop Collar with two 187r .....	02
41057	7201	Lifting Lever Chain Connecting Link Stop Collar Set Screw .....	02
127D	7201	Lifting Lever Chain Connection .... " " " " Hinge Screw (chain end) .....	04
122D	7201	Lifting Lever Chain Connection Hinge Screw (lever end) .....	05
1637D	7201	Lifting Lever Chain Connection Hinge Screw Nut .....	03
10857	7202	Lifting Lever Chain Guide (back) Bracket with 448c .....	60
41058	7202	Lifting Lever Chain Guide (back) Pulley .....	20
10858	7202	Lifting Lever Chain Guide (back) Pulley Shaft .....	25
448c	3778	Lifting Lever Chain Guide (back) Pulley Shaft Set Screw .....	03
41059	—	Lifting Lever Chain Guide (back) complete, Nos. 10857, 10858, 41058 and three wood screws 1/4 in. No. 12 R.H.B. ....	1 05
10857	7202	Lifting Lever Chain Guide (front) Bracket with 448c .....	60
41058	7202	Lifting Lever Chain Guide (front) Pulley .....	20
10858	7202	Lifting Lever Chain Guide (front) Pulley Shaft .....	25
448c	3778	Lifting Lever Chain Guide (front) Pulley Shaft Set Screw .....	03

## IRON WORK

NO.	PLATE	NAME	EACH
41059	—	Lifting Lever Chain Guide (front) complete, Nos. 10857, 10858, 41058 and three wood screws 1½ in. No. 12 R.H.B. ....	\$1 05
39575	7201	Lifting Lever Chain Hook .....	05
41060	7202	" " Treadle .....	30
7585	7200	" " " Shaft .....	05
41061	7202	" " " Stand .....	25
41062	7202	Lifting Lever Treadle complete, Nos. 7585, 41060, 41061 and four wood screws 1½ in. No. 12 .....	60
27038	7203	Leg, 16 in. wide .....	1 05
494E	3798	" Foot Screw .....	05
12620	7201	" " " Washer .....	02
27139	7203	Rail, 16 in. single flat, with two 492E, four 12620 and six wood screws 1½ in. No. 14 .....	30
492E	3798	Rail Bolt with 1522E .....	06
1522E	3798	" " Nut .....	02
12620	7201	" " " Washer .....	02
1385E	3798	Motor Bolt with 1524E .....	03
1524E	3798	" " Nut .....	02
2807	7201	" " " Washer .....	01
41063	—	Starting Lever Chain, length 69½ in., with 39575 and 39576 .....	45
4879	7200	Starting Lever Chain Connecting Link .....	03
23536	7202	" " " Guide (back) with two 168E .....	20
41064	7202	Starting Lever Chain Guide (back) Bracket with 448c .....	30
23538	7202	Starting Lever Chain Guide (back) Pulley .....	50
39708	7202	Starting Lever Chain Guide (back) Pulley Shaft with 858c .....	50
858c	3798	Starting Lever Chain Guide (back) Pulley Shaft Oil Hole Plug Screw .....	03
448c	3778	Starting Lever Chain Guide (back) Pulley Shaft Set Screw .....	03
168E	3798	Starting Lever Chain Guide (back) Set Screw .....	04
41065	—	Starting Lever Chain Guide (back) complete, Nos. 23536, 23538, 39708, 41064 and three wood screws 1½ in. No. 12 R.H.B. ....	1 50
23536	7202	Starting Lever Chain Guide (front) with two 168E .....	20

## IRON WORK

NO.	PLATE	NAME	EACH
14229	7202	Starting Lever Chain Guide (front) Bracket with 448c .....	\$ 30
23538	7202	Starting Lever Chain Guide (front) Pulley .....	50
39708	7202	Starting Lever Chain Guide (front) Pulley Shaft with 858c .....	50
858c	3798	Starting Lever Chain Guide (front) Pulley Shaft Oil Hole Plug Screw .....	03
448c	3778	Starting Lever Chain Guide (front) Pulley Shaft Set Screw .....	03
168E	3798	Starting Lever Chain Guide (front) Set Screw .....	04
39716	—	Starting Lever Chain Guide (front) complete, Nos. 14229, 23536, 23538, 39708 and four wood screws 1½ in. No. 12 R.H.B. ....	1 50
39575	7201	Starting Lever Chain Hook (large) .....	05
39576	7201	" " " " (small) .....	05
41401	7200	Machine Rest Pin (wood) .....	06
79605	—	Platform, for iron work, with four each 1385E, 2807 and 41066 ..	5 00 Net
41066	7200	Platform Ball Caster with three round head brass wood screws ½ in. No. 3 .....	50
79606	—	Trough Table, 1½ in. thick, 26 in. wide, 33 in. long, with three compartments, 4½ in. deep, 7½ in. wide, 11½ in. long .....	10 65 Net
41067	—	Iron Work complete, Nos. 122D, 127D, 4879, 25493, 27684, 39716, 41055 to 41057, 41062, 41063, 41065, two each 1637D, 27038, 27139, 41059 and eight each 494E and 12620 .....	11 25

## THREAD UNWINDER

FOR TWO LARGE SPOOLS OR TWO LARGE CONES OF THREAD.

NO.	PLATE	NAME	EACH
27623	2837	Spool Pin .....	\$ 08
155c	3718	" " Set Screw .....	03
41530	2837	" Rest .....	30
41531	—	" " 41530 with 1149c and two each 155c and 27623 .....	50
1149c	3778	Spool Rest Set Screw .....	04
27940	2837	" Stand with 453c .....	20

## THREAD UNWINDER

NO	PLATE	NAME	EACH
41514	2837	Spool Weight, 4 in. diam., with 41515	\$ .15
41515	3777	" " Centre Pin	.05
27739	2837	Thread Cone (wood)	.05
41631	2837	" Guard with 208E and two 41569	.35
41569	3777	Thread Guard Eyelet	.02
41637	2837	" " Rod (lower)	.10
41638	2837	" " " (upper)	.15
41639	2837	" " " Coupling with two 456c	.20
456c	3778	Thread Guard Rod Coupling Set Screw	.02
41640	—	Thread Guard Rod complete, 30 in. long, Nos. 41637 to 41639	.45
453c	3798	Thread Guard Rod Set Screw	.02
208E	3778	" " Screw	.02
41533	2837	Thread Unwinder complete, Nos. 27940, 41531, 41631, 41640, two each 27739, 41514 and three wood screws 1 in. No. 12	1.80

## OBSOLETE PARTS

NO.	PLATE	NAME	EACH
39417	7204	Arch Clamp Foot Plate with 1607E and 2000	\$1.25
39421	—	Arch Clamp complete, Nos. 23c, 108D, 658D, 39410, 39412 to 39415, 39417 to 39420, 39431, 39433, 39438 to 39451, two each 181D, 191c, 1186c, 1229c, 1547D, 1651D, 17803, three each 206F, 1302D, 1472D, five 613D, six 185R and eight 1053D	45.00
39440	7204	Tape Feeding Foot Holder	1.75
39444	7204	" " " Roller Plate (back)	.75
39445	7204	" " " " " (front)	.75

## NUMERICAL LIST OF PARTS

NO.	PLATE	NAME	EACH
23C	3787	Tape Feeding Foot Holder Hinge Screw for 39421 and 39482 .....	\$ 15
32D	3724	Bobbin Winder Frame Hinge Screw for 41713 .....	10
35D	3724	Bobbin Winder Stop Latch Hinge Screw for 41713 .....	07
76C	3724	Thread Take-up Lever Hinge Screw	06
108D	3787	Tape Feeding Foot Latch Hinge Screw for 39421 and 39482 .....	04
112D	3702	Shuttle Tension Spring Screw for 39296 .....	02
122D	7201	Lifting Lever Chain Connection Hinge Screw (lever end) for 41067 ....	05
127D	7201	Lifting Lever Chain Connection Hinge Screw (chain end) for 41067 ....	04
145F	3778	Feed Across Lever Socket Bearing Block Set Screw .....	04
155C	3718	Bobbin Winder Pulley Set Screw for 41600 .....	03
155C	3718	Needle Bar Connecting Stud Set Screw for 21629 .....	03
155C	3718	Thread Unwinder Spool Pin Set Screw for 41531 .....	03
158E	3724	Crank Connecting Rod Cap Screw for 4292 .....	03
158D	3724	Shuttle Race Screw .....	03
160D	3714	Feed Across Lever Bracket Cap Screw for 39309 .....	04
160D	3714	Feed Across Lever Hinge Stud Clamp- ing Screw for 39309 .....	04
160D	3714	Knife Bar Cap (front) Screw .....	04
164D	3724	Face Plate Screw .....	04
168E	3798	Starting Lever Chain Guide (back) Set Screw for 23536 .....	04
168E	3798	Starting Lever Chain Guide (front) Set Screw for 23536 .....	04
181D	3798	Arch Clamp Frame Screw for 39421 and 39482 .....	04
181D	3798	Feed Across Plate Spring Adjusting Bracket Screw .....	04
184E	3778	Belt Cover Bracket Screw Stud for 39290 .....	02



NO.	PLATE	NAME	EACH
185H	3786	Arch Clamp Foot Plate Screw for 39421 and 39482 .....	\$ 02
187F	7201	Lifting Lever Chain Connecting Link Stop Collar Set Screw for 41056 ..	02
190D	3786	Arch Clamp Foot Lifter Screw .....	03
190D	3786	Knife Bar Driving Lever Lock Stud Spring Screw for 39297 .....	03
190D	3786	Knife Bar Extension Screw .....	03
190D	3786	Needle Bar Thread Nipper Rod Support Screw .....	03
190C	3786	Shuttle Race Back Screw for 17852..	03
190D	3786	Tripping Point Screw for 39430 .....	03
191C	3786	Arch Clamp Check Screw for 39421 and 39482 .....	03
191C	3786	Arch Clamp Foot Screw for 39421 and 39482 .....	03
193F	3796	Stop Cam Interlocking Rod Case Wearing Block Screw for 39345 ..	03
196F	3718	Needle Bar Thread Nipper Rod Arm Set Screw for 17839 .....	02
196F	3718	Presser Bar Collar Set Screw for 17841 .....	02
196F	3718	Tape Holder Set Screw .....	02
206F	3787	" Feeding Foot Roller Plate (back) Screw for 39421 and 39482 .....	02
206F	3787	Tape Feeding Foot Roller Plate (front) Screw for 39421 and 39482 ..	02
208E	3778	Thread Unwinder Thread Guard Screw for 41631 .....	02
213D	3781	Bobbin Winder Tension Bracket Screw for 41714 .....	03
217D	3778	Belt Cover Screw .....	03
229D	3702	Oscillating Shaft Crank Slide Block Cap Screw for 15171 .....	02
233D	3777	Face Plate Thread Guard Screw for 17725 .....	02
233D	3777	Thread Take-up Spring Regulator Plate Adjusting Screw for 17725..	02
233D	3777	Throat Plate Extension Screw for 39457 .....	02
237F	3724	Needle Set Screw for 17831 .....	02
286D	3798	Tape Holder Tension Adjusting Collar Thumb Screw for 26073 .....	10
330D	3796	Thread Wiper Body Finger Screw ..	02
335D	3776	Needle Bar Thread Nipper Driving Lever Extension Screw for 39350 ..	02

NO.	PLATE	NAME	EACH
375C	3724	Crank Connecting Rod Hinge Screw	\$ 12
377C	3718	Needle Bar Connecting Link Hinge Screw .....	12
398E	3702	Shuttle Main Spring Screw for 39295	02
430C	3776	Stop Cam Interlocking Rod Case Spring Adjusting Screw for 39344 ..	04
442C	3798	Presser Bar Lifting Lever Hinge Pin Set Screw for 39435 .....	03
446C	3724	Thread Take-up Cam Set Screw for 39204 .....	03
448C	3778	Lifting Lever Chain Guide (back) Pulley Shaft Set Screw for 10857 ..	03
448C	3778	Lifting Lever Chain Guide (front) Pulley Shaft Set Screw for 10857 ..	03
448C	3778	Starting Lever Chain Guide (back) Pulley Shaft Set Screw for 41064..	03
448C	3778	Starting Lever Chain Guide (front) Pulley Shaft Set Screw for 14229..	03
448C	3778	Tension Screw Stud Set Screw for 17725 .....	03
453C	3798	Feed Cam Driving Worm Wheel Set Screw for 17797 .....	02
453C	3798	Presser Bar Guide Bracket Set Screw for 17842 .....	02
453C	3798	Table Bracket Machine Holder Connection Set Screw (Attachments and Accessories) .....	02
453C	3798	Thread Unwinder Thread Guard Rod Set Screw for 27940 .....	02
456C	3778	Thread Unwinder Thread Guard Rod Coupling Set Screw for 41639 ..	02
457C	3702	Shuttle Driver Set Screw for 39487..	02
460C	3778	Oscillating Shaft Crank Set Screw for 15161 .....	02
462C	3702	Oscillating Shaft Crank Set Screw for 15162 .....	02
466H	3702	Shuttle Tension Regulating Screw for 39296 .....	04
492E	3798	Rail Bolt with 1522E, for 27139 .....	06
494E	3798	Leg Foot Screw for 41067 .....	05
600C	3777	Tension Screw Stud for 17725 .....	10
613D	3787	Tape Feeding Foot Latch Disengaging Wedge Screw for 39421 and 39482 ..	02
613D	3787	Tape Guide and Cutter Spring Bracket Screw for 39421 and 39482 .....	02

## NUMERICAL LIST OF PARTS

NO.	PLATE	NAME	EACH
635c	3724	Oscillating Rock Shaft Hinge Pin Screw Bearing .....	\$ 08
641c	3778	Thread Wiper Body Support Set Screw .....	03
658D	3787	Tape Feeding Foot Head for 39421 and 39482 .....	05
690D	3794	Knife Bar Cap (back) Screw .....	05
690D	3794	" " " (intermediate) Screw .....	05
691F	3724	Throat Plate Screw .....	04
704c	3776	Knife Bar Stop Block Screw for 39299	04
858c	3798	Starting Lever Chain Guide (back) Pulley Shaft Oil Hole Plug Screw for 39708 .....	03
858c	3798	Starting Lever Chain Guide (front) Pulley Shaft Oil Hole Plug Screw for 39708 .....	03
880E	3724	Arm Screw .....	06
898D	3721	Stop Cam Interlocking Rod Case Socket Joint Cap Screw for 39347	04
934D	3714	Feed Plate Carrier Bar Plate Screw for 39433 .....	02
1035c	3702	Oscillating Shaft Crank Slide Block Screw Stud for 15171 .....	15
1053D	3786	Arch Clamp Check Shield Screw for 39421 and 39482 .....	02
1053D	3786	Tape Cutting Blade Screw for 39421 and 39482 .....	02
1149c	3778	Thread Unwinder Spool Rest Set Screw for 41531 .....	04
1176D	3788	Feed Across Plate Spring Screw ....	04
1177D	3798	" " Lever Bracket Screw ...	04
1177D	3798	" Cam Shaft Bracket Screw (back)	04
1177D	3798	Knife Cam Lever Bracket Screw ....	04
1177D	3798	" " " Hinge Screw Bush- ing Clamping Screw for 39332 ...	04
1182E	3798	Trip Lever Spring Screw for 39347..	02
1184E	3714	Feed Across Knuckle Joint Connec- tion Hinge Screw .....	07
1185c	3714	Feed Across Lever Ball Stud Set Screw for 17729 .....	03
1186c	3781	Bobbin Winder Base Screw for 41714	04
1186c	3788	Feed Across Plate Screw for 39421 and 39482 .....	04
1186E	3788	Presser Bar Lifting Lever Bracket Screw .....	04

## NUMERICAL LIST OF PARTS

NO.	PLATE	NAME	EACH
1186F	3788	Stop Cam Interlocking Rod Case Spring Bracket Screw for 39347 ..	\$ 04
1187E	3793	Feed Across Regulator Adjusting Stud .....	22
1188D	3724	Feed Across Regulator Hinge Screw	25
1189E	3793	" " " Link Screw Stud	10
1190c	3793	" Regulator Stop Screw .....	02
1191D	3794	" " Thumb Screw .....	08
1192c	3724	" Cam Set Screw for 39430 .....	05
1193D	3724	" " Shaft Bracket Screw (front)	08
1194D	3714	" Plate Carrier Bar Pivot Block Screw .....	10
1195E	3793	Feed Plate Screw Stud for 39433 ....	02
1196c	3721	Needle Bar Thread Nipper Driving Lever Hinge Screw .....	12
1196c	3721	Trip Lever Hinge Screw for 39347 ..	12
1198c	3798	Knife Screw .....	04
1200D	3718	Needle Bar Thread Nipper Lever Hinge Screw .....	05
1202D	3724	Pulley (loose) Cap Screw for 17955..	15
1204E	3721	Stop Cam Interlocking Rod Case Hinge Screw for 39347 .....	10
1206c	3721	Stop Cam Screw for 17955 .....	10
1207D	3796	Thread Wiper Body Hinge Screw ...	04
1208D	3797	Throat Plate Needle Hole Bushing Screw for 39457 .....	02
1229c	3798	Arch Clamp Check Spring Adjusting Screw for 39421 and 39482 .....	04
1229c	3798	Arch Clamp Foot Spring Adjusting Screw for 39421 and 39482 .....	04
1254c	3778	Stop Cam Interlocking Rod Case Stop Stud Screw Bushing for 39347	20
1255D	3776	Belt Shifter Clamp Screw for 39347	04
1255D	3776	Knife Cam Lever Slide Screw for 39329 .....	04
1262c	3778	Starting Lever Hinge Screw for 39347	15
1302D	3788	Tape Guide Cap Screw (front) for 39421 and 39482 .....	02
1302D	3788	Thread Wiper Body Wire Clamp Screw .....	02
1318D	3798	Stop Cam Interlocking Rod Stop Screw for 39347 .....	04
1328E	3776	Knife Bar Cap (intermediate) Stop Pin Screw Bushing for 39263 ....	08
1329D	3776	Needle Bar Thread Nipper Lever Spring Screw .....	02

## NUMERICAL LIST OF PARTS

NO.	PLATE	NAME	EACH
1336c	3795	Knife Thread Retainer Screw Stud for 39269 .....	\$ 04
1343E	3778	Stop Cam Interlocking Rod Case Bracket Screw .....	06
1382F	3778	Knife Bar Driving Lever Hinge Screw	10
1385E	3798	Motor Bolt with 1524E, for 79605 ....	03
1420E	3794	Knife Bar Driving Lever Lock Stud Stop Screw for 39297 .....	03
1441c	3778	Feed Cam Driving Worm Set Screw for 18415 .....	04
1442c	3778	Feed Cam Driving Worm Position Screw for 18415 .....	04
1472D	3788	Tape Guide Cap Screw (back) for 39421 and 39482 .....	02
1508E	3778	Stop Cam Interlocking Rod Case Stop Stud Screw Bushing Lock Nut for 39347 .....	06
1513J	3724	Oscillating Rock Shaft Hinge Pin Nut .....	05
1513J	3724	Oscillating Rock Shaft Hinge Pin Screw Bearing Nut .....	05
1517E	3776	Knife Bar Cap (intermediate) Stop Pin Screw Bushing Nut for 39263	04
1518E	3718	Crank Connecting Rod Hinge Screw Nut .....	04
1518E	3718	Needle Bar Connecting Link Hinge Screw Nut .....	04
1519E	3702	Oscillating Shaft Crank Slide Block Screw Stud Nut for 15161 and 15162 .....	03
1520E	3724	Arm Shaft Bushing (back) Adjusting Screw Nut .....	03
1520E	3724	Stop Cam Interlocking Rod Case Spring Adjusting Screw Nut for 39344 .....	03
1522E	3798	Rail Bolt Nut for 492 .....	02
1524E	3798	Motor Bolt Nut for 1385 .....	02
1528D	3778	Feed Across Lever Socket Bearing Block Set Screw Nut .....	03
1547D	3798	Arch Clamp Check Spring Adjusting Screw Lock Nut for 39421 and 39482 .....	03
1547D	3798	Arch Clamp Foot Spring Adjusting Screw Lock Nut for 39421 and 39482 .....	03

## NUMERICAL LIST OF PARTS

NO.	PLATE	NAME	EACH
1560c	3777	Tension Regulating Thumb Nut for 17725 .....	\$ 04
1607E	3786	Tape Feeding Foot Holder Roller and Screw Stud Nut for 39417 and 39478 .....	03
1637D	7201	Lifting Lever Chain Connection Hinge Screw Nut for 41067 .....	03
1649c	3714	Feed Across Connection Adjusting Stud Nut (left) .....	03
1650c	3714	Feed Across Connection Adjusting Stud Nut (right) .....	03
1651D	3788	Feed Across Plate Screw Nut for 39421 and 39482 .....	03
1651E	3788	Needle Bar Thread Nipper Rod Adjusting Stud Lock Nut .....	03
1653c	3724	Feed Cam Shaft Nut .....	10
1654c	3793	" Plate Nut .....	04
1654c	3793	Knife Cam Lever Roller and Screw Stud Nut for 1980 .....	04
1655c	3793	Feed Regulator Roller and Screw Stud Nut for 1953 .....	04
1662c	3778	Starting Lever Hinge Screw Nut for 39347 .....	03
1676c	3778	Feed Across Regulator Adjusting Stud Nut .....	05
1681c	3778	Knife Bar Driving Lever Hinge Screw Nut .....	05
1698E	3778	Knife Holder Pinion Stud Bracket Screw Nut .....	03
1819	3724	Thread Take-up Lever Roller and Stud for 3072 .....	20
1823	3787	Tape Feeding Foot Roller and Stud for 39439 .....	18
1952	3714	Feed Across Lever Roller and Stud for 17729 .....	25
1953	3793	Feed Regulator Roller and Screw Stud with 1655c and 14017, for 39312 ..	45
1980	3776	Knife Cam Lever Roller and Screw Stud with 1654c, for 39330 .....	35
2000	3786	Tape Feeding Foot Holder Roller and Screw Stud for 39417 and 39478 ..	20
2002	3777	Arm Dowel Pin .....	02
2022	3777	Pulley (tight) Pin .....	01
2049	3702	Knife Bar Stop Block Dowel Pin ....	01
2049	3702	Oscillating Shaft Crank Pin .....	01
2049	3702	Shuttle Driver Pin .....	01

## NUMERICAL LIST OF PARTS

NO.	PLATE	NAME	EACH
2073	3702	Shuttle Bobbin for 39296 .....	\$ 05
*2075	—	“ Cover for 39296 .....	35
2076	3702	“ “ Hinge Pin for 39296 ...	01
2078	3702	“ Delivery Eye Thread Guard for 39296 .....	03
2080	3702	Shuttle Delivery Eye Thread Guard Rivet for 39296 .....	01
2082	3702	Shuttle Main Spring for 39295 .....	10
2084	3702	“ “ “ Steady Pin for 39295 .....	01
2086	3702	Shuttle Tension Spring for 39296 ....	03
2090	3702	“ “ “ Plate for 39296 .....	05
2102	3777	Tension Disc for 17725 .....	05
2103	3777	“ Spring for 17725 .....	03
2105	3777	“ Thread Guard for 17725 .....	03
2107	3777	Face Plate Thread Guard for 17725 ..	02
2124	3777	Thread Take-up Spring for 17725 ...	03
2127	3777	“ “ “ Regulator Plate for 17725 .....	03
2211	3702	Shuttle Bobbin Retaining Spring for 39295 .....	03
2212	3702	Shuttle Bobbin Retaining Spring Rivet for 39295 .....	25
2269	3777	Pulley (loose) Bushing Position Pin for 17942 .....	01
2455	3781	Bobbin Winder Tension Disc for 41712 .....	02
2807	7201	Motor Bolt Nut Washer for 79605 ..	01
2809	3718	Table Bracket Machine Holder Con- nection Hinge Pin for 17875 .....	01
3012	3777	Feed Cam Driving Worm Wheel Pin .....	01
3012	3777	Stop Cam Pin .....	01
3012	3777	Thread Take-up Cam Pin .....	01
3052	3790	Oscillating Rock Shaft Hinge Pin ..	50
3053	3792	“ Shaft .....	40
3072	3792	Thread Take-up Lever with 1819 ....	60
4292	3790	Crank Connecting Rod with 4349 and two 158E .....	70
4304	3790	Oscillating Rock Shaft with 4784 ....	1 00
*4349	—	Crank Connecting Rod Cap for 4292 ..	15
4448	3777	Arm Oil Tube. for intermediate bearing	06
*4449	—	“ Shaft Bushing (front) .....	20
4784	3702	Oscillating Rock Shaft Oil Pad (felt) for 4304 .....	01
4822	3727	Wrench for 1528, 1547 and 1698 (Attachments and Accessories) ..	05

## NUMERICAL LIST OF PARTS

NO.	PLATE	NAME	EACH
4879	7200	Starting Lever Chain Connecting Link for 41067 .....	\$ 03
7071	3777	Knife Bar Extension Screw Washer ..	01
7263	3718	Table Bracket Machine Holder Con- nection for 17875 .....	08
7298	3795	Knife Holder Pinion Dowel Pin for 39269 .....	10
7476	3793	Feed Plate Carrier Bar Block Steady Pin for 39433 .....	01
7585	7200	Lifting Lever Treadle Shaft for 41062 .....	05
8414	3796	Presser Bar Spring .....	05
8422	3781	Bobbin Winder Tension Thread Guide for 41712 .....	01
8589	3777	Feed Across Lever Bracket Dowel Pin .....	03
8589	3777	Knife Cam Lever Bracket Dowel Pin ..	03
9780	3781	Bobbin Winder Tension Bracket Posi- tion Stud for 41712 .....	01
10857	7202	Lifting Lever Chain Guide (back) Bracket with 448c, for 41059 .....	60
10857	7202	Lifting Lever Chain Guide (front) Bracket with 448c, for 41059 .....	60
10858	7202	Lifting Lever Chain Guide (back) Pulley Shaft for 41059 .....	25
10858	7202	Lifting Lever Chain Guide (front) Pulley Shaft for 41059 .....	25
10875	3727	Wrench for 1517, 1518, 1519, 1520, 1649, 1650 and 1662 (Attachments and Accessories) .....	10
11831	7200	Screw Driver, large (Attachments and Accessories) .....	20
12424	3702	Oscillating Shaft Crank Slide Block Cap Screw Washer for 15171 ....	02
12620	7201	Leg Foot Screw Washer for 41067 ..	02
12620	7201	Rail Bolt Nut Washer for 27139 .....	02
13211	7201	Tape Holder Tension Adjusting Spring for 28807 .....	02
14017	3793	Feed Regulator Roller and Screw Stud Nut Washer for 1953 .....	05
14229	7202	Starting Lever Chain Guide (front) Bracket with 448c, for 39716 ...	30
*15160	—	Oscillating Shaft Crank for 15161 ...	25
*15161	—	Oscillating Shaft Crank complete, Nos. 460c, 1519E, 15160 and 15171 ....	80

## NUMERICAL LIST OF PARTS

NO.	PLATE	NAME	EACH
15162	3702	Oscillating Shaft Crank complete, Nos. 1519E, 15171, 15425 and two 462c..	\$ 80
15170	3702	Oscillating Shaft Crank Slide Block for 15171 .....	35
15171	3702	Oscillating Shaft Crank Slide Block complete for 15161 and 15162, Nos. 229D, 1035C, 12424 and 15170	50
15367	3781	Bobbin Winder Tension Spring for 41712 .....	03
15425	—	Oscillating Shaft Crank for 15162 ...	25
16532	3777	Stop Cam Interlocking Rod Case Bracket Dowel Pin .....	02
17702	7202	Arm Shaft .....	1 50
17703	3788	" " Bushing (back) .....	25
17724	3790	Face Plate for 17725 .....	50
17725	—	Face Plate complete, Nos. 448C, 600C, 1560C, 2103, 2105, 2107, 2124, 2127, 17724 and two each 233D and 2102 .....	1 00
17726	3714	Feed Across Connection Adjusting Stud .....	50
17727	3714	Feed Across Knuckle Joint .....	1 00
17728	3714	" " " " Connection .....	1 00
17729	3790	" " Lever with 1185C and 1952 .....	1 35
17730	3714	Feed Across Lever Ball Stud .....	30
17733	3714	" " " " Socket Bearing .....	50
17734	3714	" " " " " " " " Block (two pieces) .....	75
17737	3714	Feed Across Lever Hinge Stud .....	25
17738	3793	" " Regulator Adjusting Stud Nut Washer .....	05
17739	3793	Feed Across Regulator Adjusting Stud Sleeve .....	25
17741	3788	Belt Cover Bracket Stud for 39290..	10
17741	3788	Feed Across Regulator Link Stud for 39424 .....	10
17743	3793	Feed Regulator Post for 39433 .....	50
17744	3793	" " Hinge Stud .....	30
17746	3719	Shuttle Race Back with 17747, for 17852 .....	20
17747	3719	Shuttle Race Back Thread Guard Pin for 17746 .....	01
17749	3797	Throat Plate Extension for 39457 ...	20
17750	—	Knife Bar Extension 17820 with 17821 and two 17822 .....	2 10

## NUMERICAL LIST OF PARTS

NO.	PLATE	NAME	EACH
17797	3790	Feed Cam Driving Worm Wheel with 453C .....	\$2 70
17802	3793	Feed Plate Carrier Bar Block for 39433 .....	35
17803	3793	Feed Plate Carrier Bar Block Cover for 39421 and 39482 .....	15
17804	3793	Feed Plate Carrier Bar Block Rivet for 39433 .....	05
17805	3714	Feed Plate Carrier Bar Pivot Block..	40
17806	3793	" " Position Stud for 39433 ..	05
17807	3794	Knife (needle thread) .....	55
17808	3794	" (shuttle thread) .....	55
17810	3794	" Bar Cap (back) .....	25
17811	3794	" " " (front) .....	50
17814	3794	" " Connection Rivet for 39299	01
Nos. 17820 to 17822 for 17750.			
17820	3795	Knife Bar Extension .....	10
17821	3795	" " Rack .....	2 00
17822	3795	" " " Rivet .....	01
17826	3795	" Holder Pinion for 39269 .....	75
17827	3795	" " " Stud for 39270 ..	15
17829	3795	" Thread Holder .....	30
17830	3795	" " " Position Pin for 39269 .....	01
17831	3792	Needle Bar with 237F .....	50
17834	3718	" " Thread Nipper Lever with 17835 .....	1 00
17835	3718	Needle Bar Thread Nipper Lever Bushing for 17834 .....	10
17837	3792	Needle Bar Thread Nipper Rod .....	20
17838	3718	" " " " " Adjust- ing Stud .....	30
17839	3718	Needle Bar Thread Nipper Rod Arm with 196F .....	30
17840	3796	Needle Bar Thread Nipper Rod Support .....	35
17841	3718	Presser Bar Collar with two 196F ..	20
17842	3718	" " Guide Bracket with 453C ..	25
17848	3796	Pulley (loose) Bushing for 17955 .....	40
17851	—	Shuttle Race Body for 17852 .....	45
17852	3719	Shuttle Race complete, Nos. 17746, 17851 and two 190C .....	75
17853	3796	Starting Lever for 39347 .....	40
17854	3721	Stop Cam for 17955 .....	1 35
17855	3721	" " Interlocking Rod for 39347	70

## NUMERICAL LIST OF PARTS

NO.	PLATE	NAME	EACH
17859	3796	Stop Cam Interlocking Rod Case Socket Joint for 39347 .....	\$ 50
Nos. 17861 to 17864 for 39347.			
17861	3721	Stop Cam Interlocking Rod Case Stop Stud .....	20
17862	3721	Stop Cam Interlocking Rod Case Stop Stud Spring .....	05
17863	3721	Stop Cam Interlocking Rod Spring ..	05
17864	3721	" " " " Stop ...	15
17872	3721	Trip Lever for 39347 .....	80
17873	3721	" " Spring for 39347 .....	05
17874	7201	Tripping Point for 39430 .....	25
17875	7202	Table Bracket Machine Holder with 2809, 7263, 39484 and two wood screws 1½ in. No. 10 (Attachments and Accessories) .....	1 00
17886	7200	Starting Lever Pitman .....	10
17905	3727	Wrench for 1654, 1655, 1676 and 1681 (Attachments and Accessories) ..	15
17914	3794	Knife Bar Connection with 17917, for 39299 .....	75
17915	3794	Knife Bar Connection Slide Block for 17917 .....	25
17916	3794	Knife Bar Connection Slide Block Stud for 17917 .....	15
17917	—	Knife Bar Connection Slide Block 17915 with 17916, for 17914 .....	40
17919	3794	Knife Bar Driving Lever Lock Stud Spring for 39297 .....	05
17941	3774	Pulley (loose) 2½ in. diam., for 17955	1 00
17942	3774	" (tight) 2½ in. diam., with 2269, for 17955 .....	1 50
17955	—	Pulleys complete, Nos. 1202D, 1206C, 17848, 17854, 17941 and 17942 .....	4 50
18368	3714	Feed Plate Carrier Bar Plate for 39433	10
18384	3777	" Cam Pin .....	02
18415	3772	" " Driving Worm with 1441C and 1442C .....	2 70
18416	3772	Feed Cam Shaft .....	1 80
18417	3772	" " " Bracket .....	5 00
18443	3796	Stop Cam Interlocking Rod Case Wearing Block for 39345 .....	75
18471	3776	Knife Cam Lever Hinge Screw Bush- ing for 18472 .....	40

## NUMERICAL LIST OF PARTS

NO.	PLATE	NAME	EACH
*18472	—	Knife Cam Lever Hinge Screw Bush- ing 18471 with 50029c .....	\$ 60
18498	7202	Belt Cover .....	30
19793	3777	Knife Cam Lever Slide Steady Pin for 39329 .....	01
21629	3718	Needle Bar Connecting Stud with 155C	30
22003	3727	Wrench for 1651 (Attachments and Accessories) .....	05
23536	7202	Starting Lever Chain Guide (back) with two 168E, for 41065 .....	20
23536	7202	Starting Lever Chain Guide (front) with two 168E, for 39716 .....	20
23538	7202	Starting Lever Chain Guide (back) Pulley for 41065 .....	50
23538	7202	Starting Lever Chain Guide (front) Pulley for 39716 .....	50
25127	7201	Belt Hook for 25493 .....	01
25493	—	" size ¼ in., length 82½ in., with 25127, for 41067 .....	25
26026	3727	Screw Driver, medium (Attachments and Accessories) .....	10
26069	—	Tape Holder Disc Hub for 26916 ..	25
26070	—	" " " Rivet for 26916 ..... per 100	10
26073	7201	Tape Holder Tension Adjusting Col- lar with 286D, for 28807 .....	15
26485	3727	Screw Driver, small (Attachments and Accessories) .....	05
26910	3799	Tape Holder Bracket Wire for 28806	20
26914	3799	" " Disc for 26916 and 28806	15
26916	3799	Tape Holder Disc complete for 28807, Nos. 26069, 26914 and three 26070	40
26918	3799	Tape Holder Tape Guide for 28806 ..	10
27038	7203	Leg, 16 in. wide, for 41067 .....	1 05
27139	7203	Rail, 16 in. single flat, with two 492E, four 12620 and six wood screws 1½ in. No. 14, for 41067 ..	30
27305	3781	Bobbin Winder Spindle for 41713 ..	20
27321	3781	" " Frame for 41713 .....	15
27326	3781	" " Stop Latch for 41713	08
27623	2837	Thread Unwinder Spool Pin for 41531 .....	08
27662	3727	Wrench for 1254 and 1508 (Attach- ments and Accessories) .....	15
27684	7201	Lifting Lever Chain Connecting Link for 41067 .....	05

## NUMERICAL LIST OF PARTS

NO.	PLATE	NAME	EACH
27739	2837	Thread Unwinder Thread Cone (wood) for 41533 .....	\$ 05
27916	3781	Bobbin Winder Brake (leather) for (wood) for 41533 .....	02
27940	2837	Thread Unwinder Spool Stand with 453c, for 41533 .....	20
28084	3781	Bobbin Winder Brake Rivet for 41598	01
28806	—	Tape Holder Bracket Wire complete for 28807, Nos. 26910, 26914 and 26918 .....	60
28807	3799	Tape Holder complete, Nos. 13211, 26073, 26916 and 28806 .....	1 15
35143	7200	Tweezers, 4 in. (Attachments and Accessories) .....	10
36565	3727	Oiler (copper plated) with 36566 (Attachments and Accessories) ..	15
36566	3727	Oiler Spout, 9 in. long, for 36565 .....	08
39203	3718	Needle Bar Connecting Link .....	40
39204	3790	Thread Take-up Cam with 446c ....	1 25
39213	3797	Throat Plate Needle Hole Bushing for 39457 .....	40
39222	3774	Belt Shifter for 39347 .....	25
39223	3776	" " Clamp for 39347 .....	25
39235	3772	Knife Cam Lever Body for 39329 ...	1 25
39262	3776	" Bar Cap (intermediate) for 39263 .....	1 50
39263	—	Knife Bar Cap (intermediate) 39262 with 1328E, 1517E, 39264 and 39265	2 00
39264	3776	Knife Bar Cap (intermediate) Stop Pin for 39263 .....	20
39265	3776	Knife Bar Cap (intermediate) Stop Pin Spring for 39263 .....	02
39269	3795	Knife Holder with 1336c, 17826, 17830 and two 7298 .....	1 50
39270	3795	Knife Holder Pinion Stud Bracket with 17827 .....	75
39276	3776	Needle Bar Thread Nipper Lever Spring .....	05
39277	3795	Knife Thread Retainer Finger for 39291 .....	15
39278	3795	Knife Thread Retainer Finger Rivet for 39291 .....	per 100
39290	3774	Belt Cover Bracket with 184E and 17741 .....	75
39291	3795	Knife Thread Retainer with 39277 and two 39278 .....	50

## NUMERICAL LIST OF PARTS

NO.	PLATE	NAME	EACH
*39295	—	Shuttle Body with 398E, 2082, 2084, 2211 and two 2212, for 39296 ....	\$ 55
39296	3702	Shuttle complete, Nos. 112D, 466H, 2073, 2075, 2076, 2078, 2080, 2086, 2090 and 39295 .....	1 00
39297	3794	Knife Bar Driving Lever with 190D, 1420E, 17919 and 39298 .....	1 50
39298	3794	Knife Bar Driving Lever Lock Stud for 39297 .....	25
39299	3774	Knife Bar with 704c, 17914, 39300 and two 17814 .....	1 40
39300	3776	Knife Bar Stop Block for 39299 ....	25
39309	3790	Feed Across Lever Bracket with 39310 and three 160D .....	5 00
*39310	—	Feed Across Lever Bracket Cap for 39309 .....	50
39312	3792	Feed Regulator with 1953 .....	2 00
39313	3794	" " Swivel .....	80
39329	3772	Knife Cam Lever complete, Nos. 1255D, 19793, 39235, 39330 and 39331 .....	1 80
39330	3776	Knife Cam Lever Slide with 1980, for 39329 .....	50
39331	3776	Knife Cam Lever Slide Screw Washer for 39329 .....	15
39332	3774	Knife Cam Lever Bracket with 1177D Nos. 39343 to 39346 for 39347.	1 50
39343	3774	Stop Cam Interlocking Rod Case Spring (flat) .....	25
39344	3776	Stop Cam Interlocking Rod Case Spring Bracket with 430c and 1520E .....	25
39345	3772	Stop Cam Interlocking Rod Case with 18443 and two 193F .....	4 00
39346	3772	Stop Cam Interlocking Rod Case Bracket .....	5 35
39347	—	Stop Cam Interlocking Rod Case Bracket complete, Nos. 1182E, 1196c, 1204E, 1254c, 1262c, 1318D, 1508E, 1662c, 17853, 17855, 17859, 17861 to 17864, 17872, 17873, 39222, 39223, 39343 to 39346 and two each 898D, 1186F and 1255D .....	14 25

## NUMERICAL LIST OF PARTS

NO.	PLATE	NAME	EACH
39350	3772	Needle Bar Thread Nipper Driving Lever (adjustable) with 39351 and two 335D .....	\$1 25
39351	3776	Needle Bar Thread Nipper Driving Lever Extension for 39350 .....	25
39352	3772	Needle Bar Thread Nipper Driving Lever Spring .....	05
39410	3786	Arch Clamp Check for 39421 and 39482 .....	3 00
39411	3786	Arch Clamp Check Lifting Stud for 39412 .....	10
39411	3786	Arch Clamp Foot Lifting Stud for 39418 .....	10
Nos. 39412 to 39415 for 39421 and 39482.			
39412	3786	Arch Clamp Check Shank with 39411	2 70
39413	3786	" " " Shield .....	75
39414	3789	" " " Spring .....	25
39415	3789	" " " Foot .....	7 00
39416	3786	" " " Lifter .....	1 00
39417	7204	" " " Plate with 1607E and 2000, for 39421, obsolete .....	1 25
Nos. 39418 to 39420 for 39421 and 39482.			
39418	3787	Arch Clamp Foot Shank with 39411	2 70
39419	3789	" " " Spring .....	10
39420	3789	" " " Frame .....	4 75
39421	—	Arch Clamp complete, Nos. 23c, 108d, 658d, 39410, 39412 to 39415, 39417 to 39420, 39431, 39433, 39438 to 39451, two each 181d, 191c, 1186c, 1229c, 1547d, 1651d, 17803, three each 206f, 1302d, 1472d, five 613d, six 185h and eight 1053d, obsolete	45 00
*39422	—	Arm .....	10 00
*39423	—	Bed .....	10 00
39424	3788	Feed Across Plate with 17741 and 39427 .....	60
39425	3792	Feed Across Plate Spring .....	20
39426	3788	" " " " Adjusting Bracket .....	10
39427	3788	Feed Across Plate Spring Stud for 39424 .....	10
39428	3792	Feed Across Regulator .....	2 00

## NUMERICAL LIST OF PARTS

NO.	PLATE	NAME	EACH
39429	3793	Feed Across Regulator Link .....	\$ 40
39430	3791	" Cam with 17874 and two each 190d and 1192c .....	13 35
39431	3793	Feed Plate for 39421 and 39482 .....	40
39432	3792	" " Carrier Bar for 39433 .....	1 00
39433	—	" " " " 39432 with 934d, 1195e, 17743, 17802, 17804, 1836S, two 7476 and four 17806, for 39421 and 39482 .....	2 25
39434	3792	Presser Bar .....	30
39435	7202	" " Lifting Lever with 442c	1 00
39436	3792	" " " " Bracket ..	75
39437	3796	" " " " Hinge Pin	10
39438	3787	Tape Cutting Blade for 39421 and 39482 .....	30
39439	3787	Tape Feeding Foot with 1823, for 39421 and 39482 .....	2 00
39440	7204	Tape Feeding Foot Holder for 39421, obsolete .....	1 75
Nos. 39441 to 39443 for 39421 and 39482.			
39441	3787	Tape Feeding Foot Latch .....	50
39442	3787	" " " " Disengaging Wedge .....	50
39443	3787	Tape Feeding Foot Latch Spring .....	02
39444	7204	" " " " Roller Plate (back) for 39421, obsolete .....	75
39445	7204	Tape Feeding Foot Roller Plate (front) for 39421, obsolete .....	75
Nos. 39446 to 39451 for 39421 and 39482.			
39446	3787	Tape Feeding Foot Spring .....	02
39447	3789	" Guide and Cutter .....	5 00
39448	3788	" " " " Spring .....	04
39449	3788	" " " " " Bracket for 39415 .....	50
39450	3788	Tape Guide and Cutter Spring Bracket for 39447 .....	50
39451	3788	Tape Guide Cap .....	5 00
39452	3796	Thread Wiper Body .....	50
39453	3796	" " " " Finger .....	50
39454	3796	" " " " Support .....	50
39455	3796	" " " " Wire .....	10
39456	3796	" " " " Clamp .....	10



## NUMERICAL LIST OF PARTS

NO.	PLATE	NAME	EACH
39457	3797	Throat Plate with 17749, 39213 and two each 233D, 1208D and 39458 ..	\$3 25
39458	3797	Throat Plate Oil Pad for 39457 .. per 100	25
Nos. 39478 to 39481 for 39482.			
39478	3786	Arch Clamp Foot Plate with 1607E and 2000 .....	1 25
39479	3787	Tape Feeding Foot Holder .....	1 75
39480	3787	" " " Roller Plate (back)	75
39481	3787	" " " " (front)	75
39482	—	Arch Clamp complete, Nos. 23c, 108D, 658D, 39410, 39412 to 39415, 39418 to 39420, 39431, 39433, 39438, 39439, 39441 to 39443, 39446 to 39451, 39478 to 39481, two each 181D, 191C, 1186c, 1229c, 1547D, 1651D, 17803, three each 206r, 1302D, 1472D, five 613D, six 185H and eight 1053D ..	45 00
39484	3718	Table Bracket Machine Holder Cushion (leather) for 17875 .....	01
39487	3702	Shuttle Driver with two 457c .....	2 00
39575	7201	Lifting Lever Chain Hook for 41055..	05
39575	7201	Starting Lever Chain Hook (large) for 41063 .....	05
39576	7201	Starting Lever Chain Hook (small) for 41063 .....	05
39708	7202	Starting Lever Chain Guide (back) Pulley Shaft with 858c, for 41065	50
39708	7202	Starting Lever Chain Guide (front) Pulley Shaft with 858c, for 39716	50
39716	—	Starting Lever Chain Guide (front) complete for 41067, Nos. 14229, 23536, 23538, 39708 and four wood screws 1½ in. No. 12 R.H.B. ....	1 50
Nos. 41055 to 41057 for 41067.			
41055	—	Lifting Lever Chain, length 62½ in., with 39575 .....	35
41056	7201	Lifting Lever Chain Connecting Link Stop Collar with two 187r .....	20
41057	7201	Lifting Lever Chain Connection ....	75
41058	7202	" " " Guide (back) Pulley for 41059 .....	20
41058	7202	Lifting Lever Chain Guide (front) Pulley for 41059 .....	20

## NUMERICAL LIST OF PARTS

NO.	PLATE	NAME	EACH
41059	—	Lifting Lever Chain Guide (back) complete for 41067, Nos. 10857, 10858, 41058 and three wood screws 1½ in. No. 12 R.H.B. ....	\$1 05
41059	—	Lifting Lever Chain Guide (front) complete for 41067, Nos. 10857, 10858, 41058 and three wood screws 1½ in. No. 12 R.H.B. ....	1 05
41060	7202	Lifting Lever Treadle for 41062 .....	30
41061	7202	" " " Stand for 41062..	25
41062	7202	Lifting Lever Treadle complete for 41067, Nos. 7585, 41060, 41061 and four wood screws 1½ in. No. 12 ..	60
41063	—	Starting Lever Chain, length 69½ in., with 39575 and 39576, for 41067 ..	45
41064	7202	Starting Lever Chain Guide (back) Bracket with 448c, for 41065 ....	30
41065	—	Starting Lever Chain Guide (back) complete for 41067, Nos. 23536, 23538, 39708, 41064 and three wood screws 1½ in. No. 12 R.H.B. ....	1 50
41066	7200	Platform Ball Caster with three round head brass wood screws ½ in. No. 3 for 79605 .....	50
41067	—	Iron Work complete for 79605 and 79606, Nos. 122D, 127D, 4879, 25493, 27684, 39716, 41055 to 41057, 41062, 41063, 41065, two each 1637D, 27038, 27139, 41059 and eight each 494E and 12620 .....	11 25
41401	7200	Machine Rest Pin (wood) .....	06
41514	2837	Thread Unwinder Spool Weight, 4 in. diam., with 41515, for 41533 ..	15
41515	3777	Thread Unwinder Spool Weight Centre Pin for 41514 .....	05
41530	2837	Thread Unwinder Spool Rest for 41531	30
41531	—	" " " " 41530 with 1149c and two each 155c and 27623, for 41533 .....	50
41533	2837	Thread Unwinder complete, for two large spools or two large cones of thread, Nos. 27940, 41531, 41631, 41640, two each 27739, 41514 and three wood screws 1 in. No. 12 ..	1 80
41569	3777	Thread Unwinder Thread Guard Eyelet for 41631 .....	02

## NUMERICAL LIST OF PARTS

NO.	PLATE	NAME	EACH
41598	3780	Bobbin Winder Base with 27916 and two 28084, for 41713 .....	\$ 50
41600	3780	Bobbin Winder Pulley with 155c, for 41713 .....	50
41631	2837	Thread Unwinder Thread Guard with 208E and two 41569, for 41533 .....	35
		Nos. 41637 to 41639 for 41640.	
41637	2837	Thread Unwinder Thread Guard Rod (lower) .....	19
41638	2837	Thread Unwinder Thread Guard Rod (upper) .....	15
41639	2837	Thread Unwinder Thread Guard Rod Coupling with two 456c .....	20
41640	—	Thread Unwinder Thread Guard Rod complete for 41533, 30 in. long, Nos. 41637 to 41639 .....	45
41711	3780	Bobbin Winder Tension Bracket for 41712 .....	50
41712	3780	Bobbin Winder Tension Bracket complete for 41714, Nos. 2455, 8422, 9780, 15367, 41711 and 41910 .....	60
41713	3780	Bobbin Winder for 41714, Nos. 32D, 35D, 27305, 27321, 27326, 41598, 41600 and 41825 .....	1 65
41714	—	Bobbin Winder (swinging automatic, left hand) complete, Nos. 213D, 41712, 41713 and two 1186c .....	2 35
41825	3781	Bobbin Winder Frame Spring for 41713 .....	03
41910	3781	Bobbin Winder Tension Stud for 41712 .....	03
50018F	3778	Knife Holder Pinion Stud Bracket Screw .....	05
50029c	3776	Knife Cam Lever Hinge Screw for 18472 .....	20
50333c	3788	Arm Shaft Bushing (back) Adjusting Screw .....	04
79605	—	Platform, for iron work, with four each 1385E, 2807 and 41066 ...	5 00 Net
79606	—	Trough Table, 1½ in. thick, 26 in. wide, 33 in. long, with three compartments, 4½ in. deep, 7½ in. wide, 11½ in. long .....	10 65 Net

PLATE 2837—ONE-FOURTH SIZE

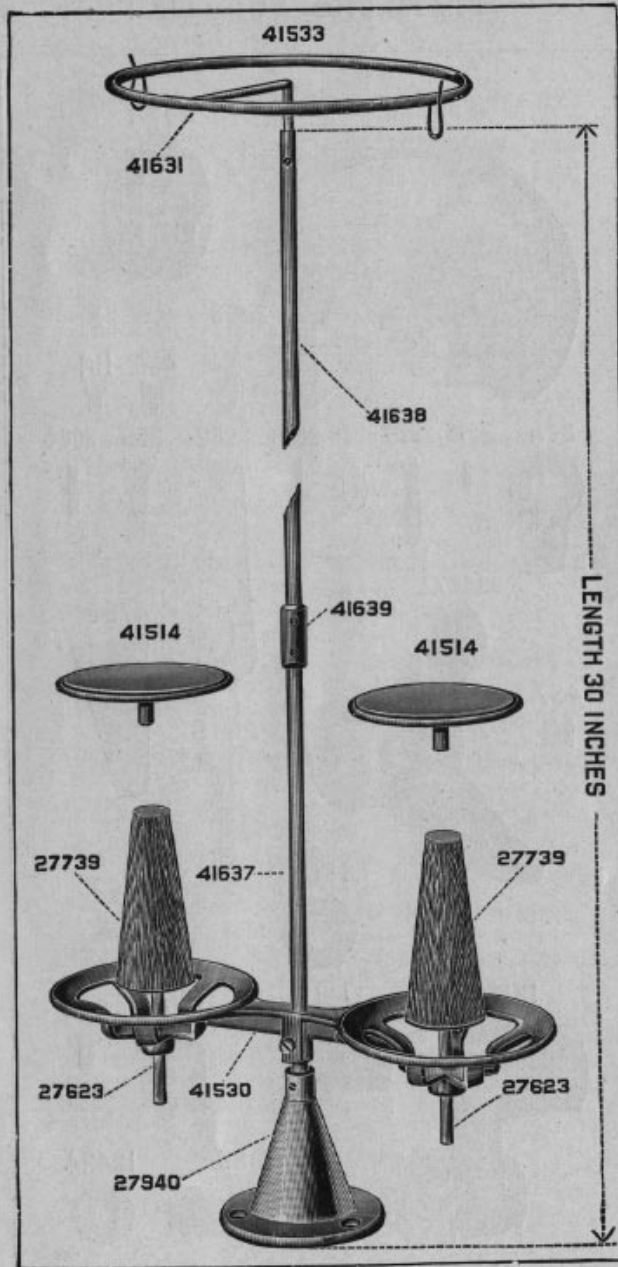



PLATE 3702—FULL SIZE



PLATE 3714—FULL SIZE



From the library of: Diamond Needle Corp

PLATE 3718—FULL SIZE





PLATE 3719—FULL SIZE



From the library of: Diamond Needle Corp

PLATE 3721—FULL SIZE





PLATE 3724—FULL SIZE



From the library of: Diamond Needle Corp

PLATE 3727—ONE-HALF SIZE





PLATE 3772—ONE-HALF SIZE



From the library of: Diamond Needle Corp

PLATE 3774—ONE-HALF SIZE





PLATE 3776—FULL SIZE



From the library of: Diamond Needle Corp



PLATE 3777—FULL SIZE


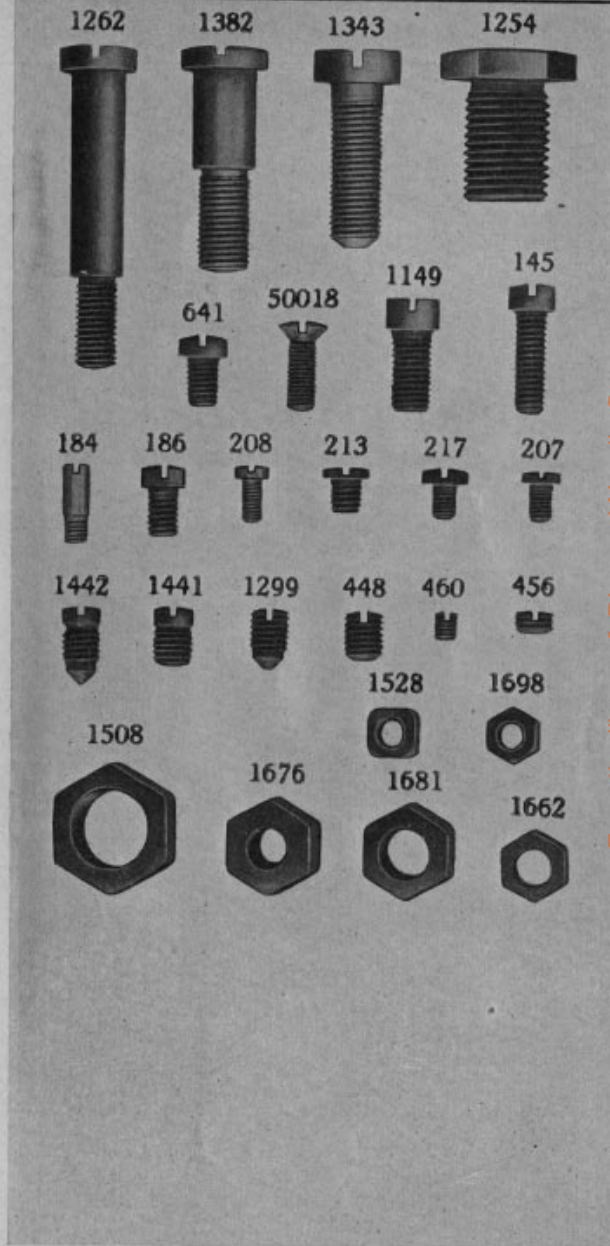


PLATE 3778—FULL SIZE



From the library of: Diamond Needle Corp

PLATE 3780—ONE-HALF SIZE





PLATE 3781—FULL SIZE



From the library of: Diamond Needle Corp

PLATE 3786—FULL SIZE








PLATE 3787—FULL SIZE



From the library of: Diamond Needle Corp

PLATE 3788—FULL SIZE



8433-3




PLATE 3789—ONE-HALF SIZE

PLATE 3790—ONE-HALF SIZE





PLATE 3791—ONE-HALF SIZE



From the library of: Diamond Needle Corp

PLATE 3792—ONE-HALF SIZE

3053 39432 17831 39434 17837 39425





PLATE 3793—FULL SIZE



From the library of: Diamond Needle Corp

PLATE 3794—FULL SIZE





PLATE 3795—FULL SIZE



From the library of: Diamond Needle Corp



PLATE 3796—FULL SIZE





PLATE 3797—FULL SIZE



From the library of: Diamond Needle Corp

PLATE 3798—FULL SIZE





PLATE 3799—ONE-HALF SIZE



From the library of: Diamond Needle Corp

PLATE 7200—ONE-HALF SIZE

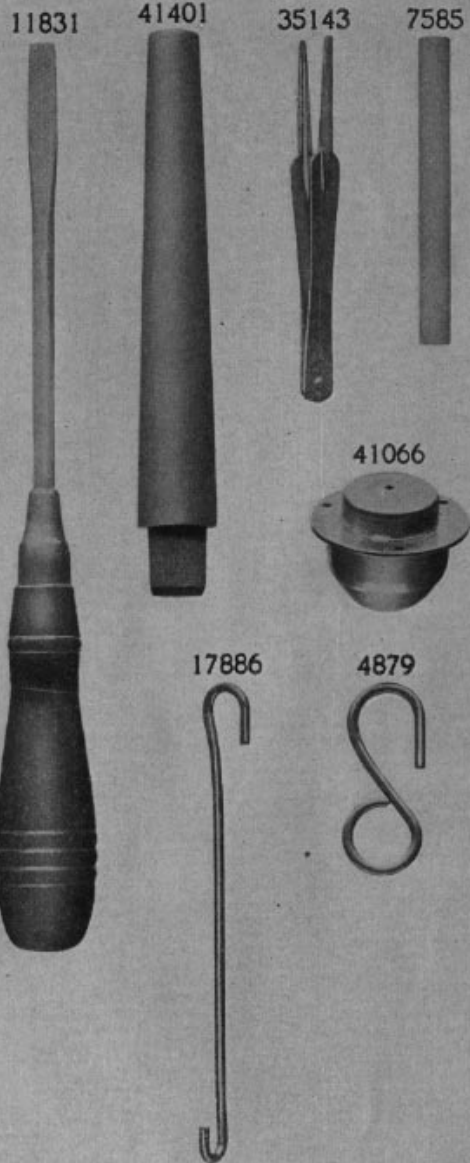



PLATE 7201—FULL SIZE



From the library of: Diamond Needle Corp

PLATE 7202—ONE-FOURTH SIZE






PLATE 7203—ONE-EIGHTH SIZE



From the library of: Diamond Needle Corp

PLATE 7204—FULL SIZE

39417



39445



39440



39444

